




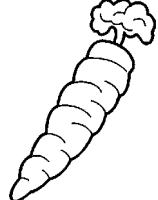



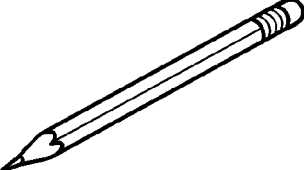
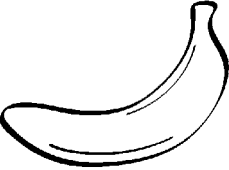


Assessment Counting Syllables • Form 1

Name _____ Date _____ Number of errors _____

DIRECTIONS: Tell the student that you will point to a picture. Tell him/her to slowly say the name of each picture and listen for the syllables. Have him or her circle the number that represents how many syllables he or she hears in the word. Practice with the first picture.

PRACTICE: Say: I will name the first picture while emphasizing the syllables: *rab • bit*. Say: *Rabbit has two syllables rab • bit*. I will circle the number 2. Now you try with the next picture.

 <p>1 2 3</p>	 <p>1 2 3</p>	 <p>1 2 3</p>
 <p>1 2 3</p>	 <p>1 2 3</p>	 <p>1 2 3</p>
 <p>1 2 3</p>	 <p>1 2 3</p>	 <p>1 2 3</p>
 <p>1 2 3</p>	 <p>1 2 3</p>	

Assessment Counting Syllables • Form 2

Name _____ Date _____ Number of errors _____

DIRECTIONS: Say each word one at a time while placing emphasis on the syllables. After you say a word have the student repeat the word with you emphasizing the syllables. Say the word again and tell the student to clap and count each syllable. Place an X in the box next to each incorrect response. Practice with the first word.

PRACTICE: Slowly say tiger with emphasis on each syllable. Say: *I will say the word again and afterwards I will clap each syllable. You count each time I clap. Tiger has two syllables so I will clap twice while you count 1, 2. Let's try: Ti-ger – <clap> 1, <clap> 2. Now let's try the next word. When we say the word together, you will clap and count each syllable you hear.*

tiger	<input type="checkbox"/>	ape (1)	<input type="checkbox"/>
monkey (2)	<input type="checkbox"/>	apron (2)	<input type="checkbox"/>
carrot (2)	<input type="checkbox"/>	apple (2)	<input type="checkbox"/>
mountain (2)	<input type="checkbox"/>	substitute (3)	<input type="checkbox"/>
dance (1)	<input type="checkbox"/>	growl (1)	<input type="checkbox"/>
giraffe (2)	<input type="checkbox"/>	table (2)	<input type="checkbox"/>
unhappy (3)	<input type="checkbox"/>	stegosaurus (4)	<input type="checkbox"/>