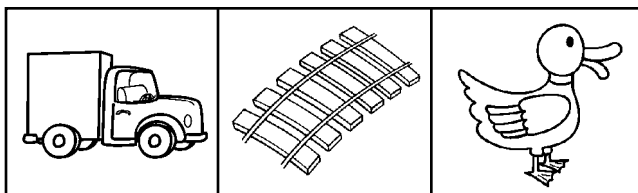
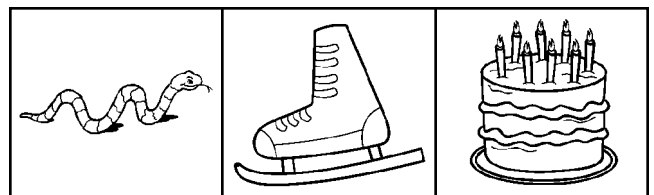
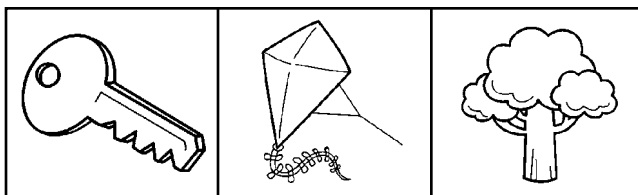




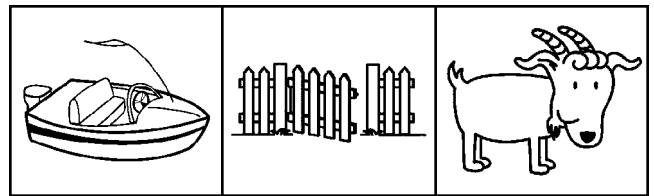




Assessment Identifying Rhyming Words • Form 1

Name _____ Date _____ Number of errors _____

DIRECTIONS: Tell the student to name each object in each set of pictures. Tell them to circle the picture in each set that does not rhyme. Place an X in the box if the student circles the wrong picture.

PRACTICE: Say: *I am going to look at three pictures and slowly name each one. Say: cat, hat, can. Cat rhymes with hat. Can does not rhyme. I will circle the picture of a can. Now it is your turn to circle the picture that does not rhyme. Have the student name the next set of pictures.*



Assessment Identifying Rhyming Words • Form 2

Name _____ Date _____ Number of errors _____

DIRECTIONS: Tell the student that you will say three words and that two of the words will rhyme and one will not. Read each set. After you read each set of words, have the student repeat them. Then have him/her identify the word that does not rhyme. Place an X next to a set of words if he/she does not correctly identify the word that does not rhyme. Practice using the first set of words.

PRACTICE: Say: *I am going to say three words and listen for two words that rhyme. I will name the word that does not rhyme.* Read: *sat, bat, ran.* Say: *Sat and bat rhyme. Ran does not. Now it is your turn to name the word that does not rhyme.* Read the next set of words.

sat • bat • ran	X
pet • pat • get	
run • sun • man	
fit • fat • rat	
hit • hot • pot	
cheat • feet • fight	
sit • sat • pit	
wobble • table • lable	
brat • sing • bring	
think • tank • shrink	
shut • mutt • mitt	