

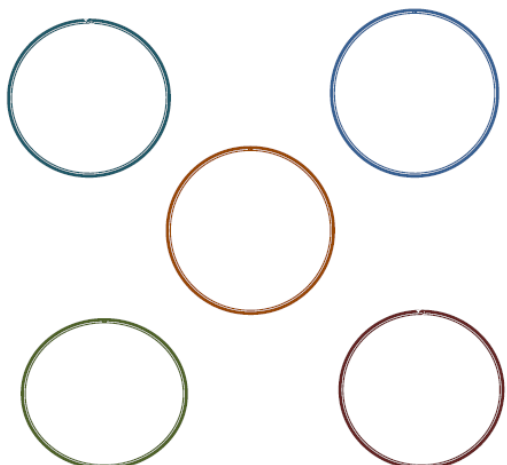
CONNECT-a-Dot SENTENCES

{FREEBIE}

Name _____ Date _____

Connect-a-Dot Sentences

DIRECTIONS: Write a phrase in at least 3 circles (make sure when they connect they create a sentence with meaning)
Switch with a partner and have them connect your sentence!
(Think: Who, Did What, Where/When/Add-on)

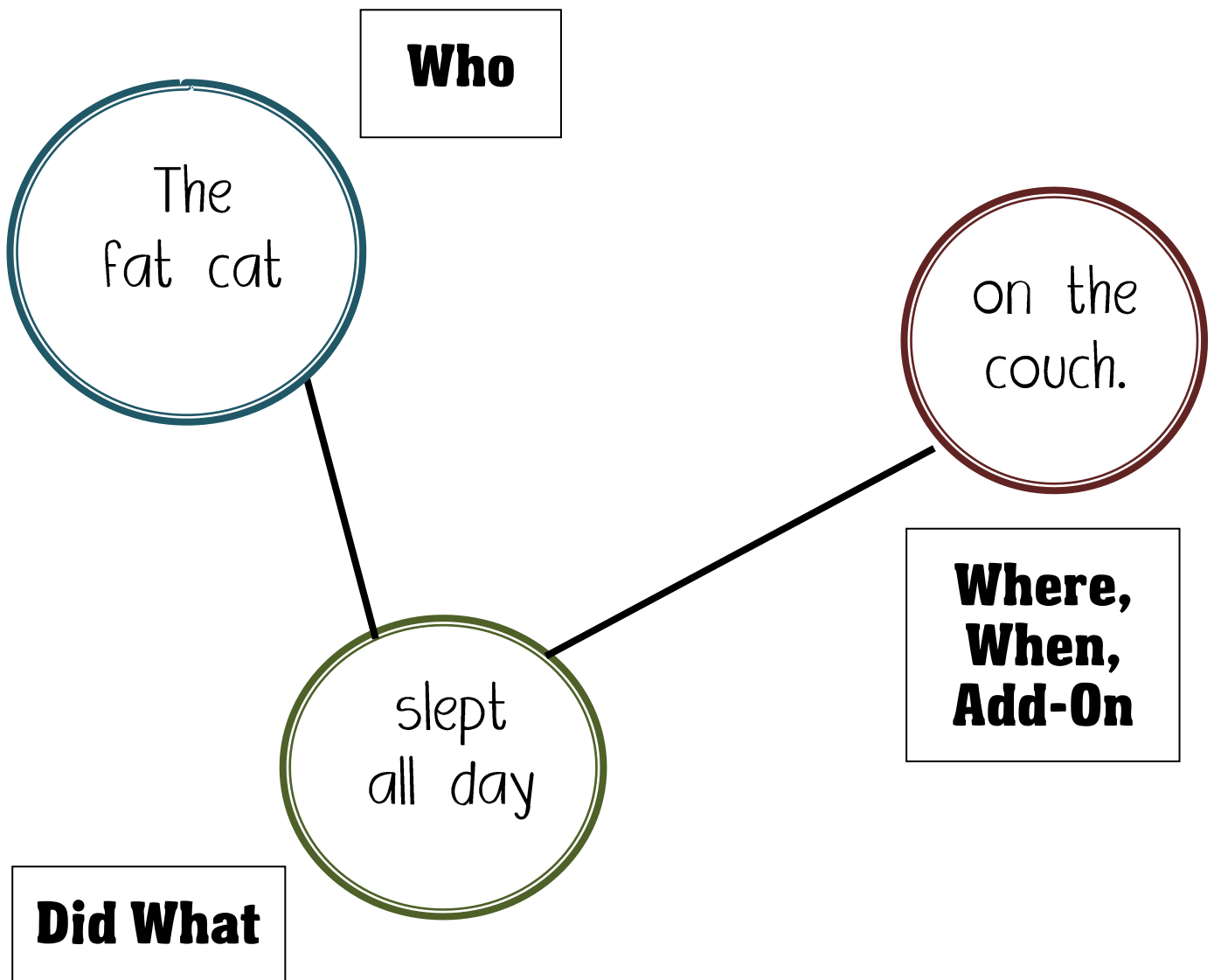


A Great Practice Activity for Phrasing,
Sentence Structure, and Overall
Fluency!

A Literacy Product By Ms Jordan Reads © 2012

Connect-a-Dot Sentences

Directions: Students will read the Phrases in the Circles and will draw a Line to Connect the Phrases in a way that makes the most Sense. Students can then make phrase dots of their own for a partner to connect!



Name _____ Date _____

Connect-a-Dot Sentences

DIRECTIONS: Read the Phrases in the Circles and draw a Line to Connect the Phrases in a way that makes the most Sense.

Your dots should connect to make a sentence!

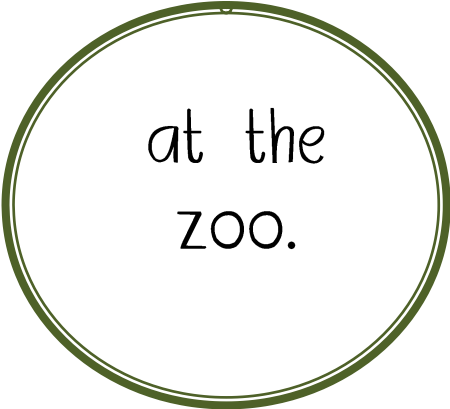
(Think: Who, Did What, Where/When/Add-on)



visit
their
cages



loved
seeing
people








at the
zoo.



All the
animals

Connect-a-Dot Sentences


DIRECTIONS: Write a phrase in at least 3 circles (make sure when they connect they create a sentence with meaning!) Switch with a partner and have them connect your sentence! (Think: Who, Did What, Where/When/Add-on)



This FREE activity is part of a larger unit called ["Fluency Boot Camp"](#).

This 70-page product provides everything you need for one-week crash course in Oral Reading Fluency (plus many opportunities for follow-up!).

Click on the picture to check it out!



The image shows a product cover for "Fluency Boot Camp". It is divided into three horizontal sections. The top section is light gray and contains the title "Fluency Boot Camp" in a large, bold, black, hand-drawn font. The middle section is a solid reddish-pink color and contains the subtitle "Everything You Need to Bring Fluency Into Your Classroom!" in a black, cursive font. The bottom section is white and contains the text "A Literacy Product By Ms. Jordan Reads" in a black, sans-serif font, centered between two decorative clusters of colored circles (red, black, and purple).

Email ms.jordanreads@gmail.com with any questions or comments about this product!

More Products by MsJordanReads

visit My [Store!](#)

visit My [Blog!](#)



NEW! NEW! NEW!

visit MsJordanReads on
[Facebook!](#)