

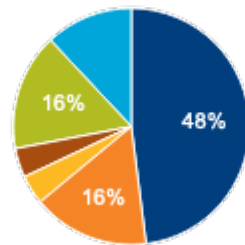
Student Evaluation of Instruction

Graphical Report

Term: **Spring 2019** Responses: **26/32 (81%)**
Section: **GEO213-01 (1210)**
Title: **Economic Geography**
Instructor: **Scott Le Vine**
Include Open-Ended Responses: **Yes**

1. This course is part of my (check the appropriate categories):

Responses:
24/26 (92%)



- Major, required
- Major, elective
- Minor/concentration, required
- Minor/concentration, elective
- General Education
- Other

2. This course covered the material described on the syllabus.

Responses:

25/26 (96%)

Mean:

4.68

Standard Deviation:

0.48

3. The instructor's teaching methods engaged my interest *in the subject matter*.

Responses:

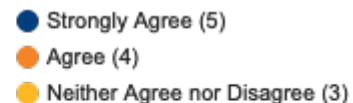
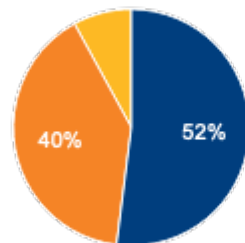
25/26 (96%)

Mean:

4.44

Standard Deviation:

0.65



4. The instructor informed me about how I would be evaluated.

Responses:

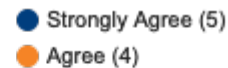
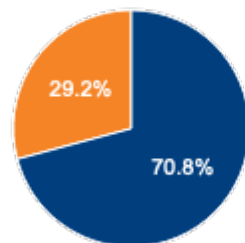
24/26 (92%)

Mean:

4.71

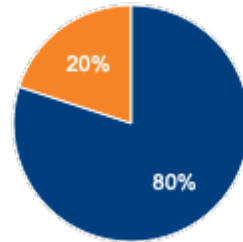
Standard Deviation:

0.46



5. The instructor's presentations of material were well organized.

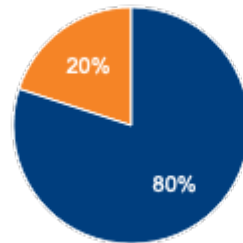
Responses:
25/26 (96%)
Mean:
4.80
Standard Deviation:
0.41



● Strongly Agree (5)
● Agree (4)

6. The instructor's assignments and/or exams were well aligned with the course material.

Responses:
25/26 (96%)
Mean:
4.80
Standard Deviation:
0.41



● Strongly Agree (5)
● Agree (4)

7. The instructor returned students' assignments within a reasonable time frame as stated by the professor.

Responses:

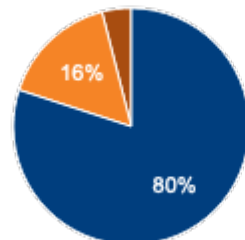
25/26 (96%)

Mean:

4.72

Standard Deviation:

0.68



- Strongly Agree (5)
- Agree (4)
- Disagree (2)

8. The instructor provided useful feedback for improvement throughout the semester.

Responses:

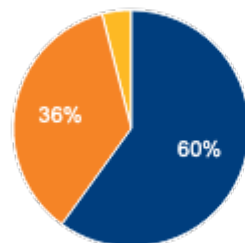
25/26 (96%)

Mean:

4.56

Standard Deviation:

0.58



- Strongly Agree (5)
- Agree (4)
- Neither Agree nor Disagree (3)

9. If I chose to visit the instructor during office hours, the instructor was helpful.

Responses:

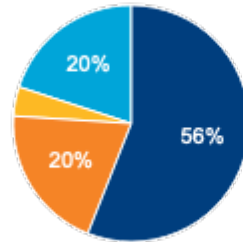
25/26 (96%)

Mean:

4.65

Standard Deviation:

0.59



- Strongly Agree (5)
- Agree (4)
- Neither Agree nor Disagree (3)
- Not applicable

10. The instructor provided opportunities for students to ask questions in the course.

Responses:

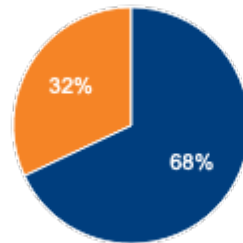
25/26 (96%)

Mean:

4.68

Standard Deviation:

0.48



- Strongly Agree (5)
- Agree (4)

11. The instructor, overall, was an effective teacher.

Responses:

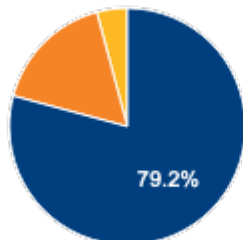
24/26 (92%)

Mean:

4.75

Standard Deviation:

0.53

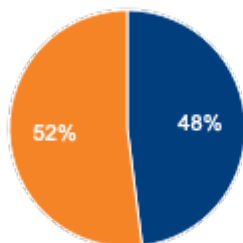


- Strongly Agree (5)
- Agree (4)
- Neither Agree nor Disagree (3)

12. Based on your performance, estimate your grade in this course.

Responses:

25/26 (96%)



- A
- B

13. Please offer suggestions that would improve future versions of this course. For instance, you might comment on use of class time, homework assignments, course materials, content delivery, or any other academic components of the course.

Responses:

6/26 (23%)

Awesome

The material is a lot of graphs and memorization, not much class participation or discussion.

I have zero complaints about this course.

add more interactive questions or work in class

Already very good

None!

14. Please reflect on your experience in this course. Did the instructor foster a productive learning environment?

Responses:

10/26 (38%)

Awesome

The instructor does well at describing the information and theories.

The instructor fostered a productive learning environment.

Yes

Professor Levine was a good professor.

yes

Overall, not a bad class. The material was not very engaging but it wasn't the professor's fault.

Great, passionate teacher

Passionate teacher, well versed in what he is teaching, organized

The professor is clearly well-organized and I appreciate that he attempts to engage students as much as

possible. I read the book Happy City for another class and think it aligns well with Economic Geography and would suggest for him to check it out and consider using it!