

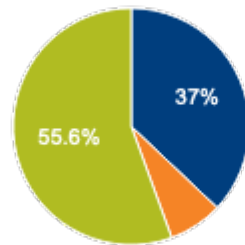
Student Evaluation of Instruction

Graphical Report

Term: **Fall 2019** Responses: **28/35 (80%)**
Section: **GEO202-01 (1332)**
Title: **Physical Geography**
Instructor: **Scott Le Vine**
Include Open-Ended Responses: **Yes**

1. This course is part of my (check the appropriate categories):

Responses:
26/28 (93%)



- Major, required
- Major, elective
- General Education

2. This course covered the material described on the syllabus.

Responses:

27/28 (96%)

Mean:

4.63

Standard Deviation:

0.56

3. The instructor's teaching methods engaged my interest *in the subject matter*.

Responses:

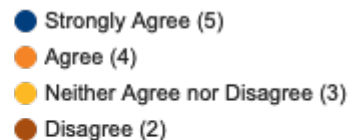
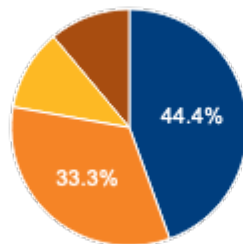
27/28 (96%)

Mean:

4.11

Standard Deviation:

1.01



4. The instructor informed me about how I would be evaluated.

Responses:

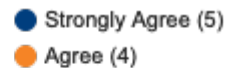
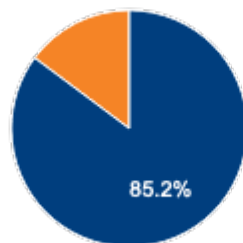
27/28 (96%)

Mean:

4.85

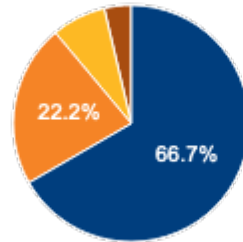
Standard Deviation:

0.36



5. The instructor's presentations of material were well organized.

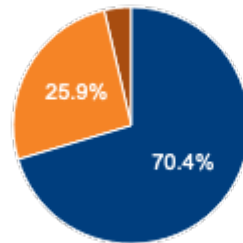
Responses:
27/28 (96%)
Mean:
4.52
Standard Deviation:
0.80



- Strongly Agree (5)
- Agree (4)
- Neither Agree nor Disagree (3)
- Disagree (2)

6. The instructor's assignments and/or exams were well aligned with the course material.

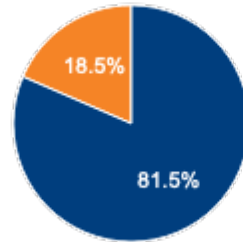
Responses:
27/28 (96%)
Mean:
4.63
Standard Deviation:
0.69



- Strongly Agree (5)
- Agree (4)
- Disagree (2)

7. The instructor returned students' assignments within a reasonable time frame as stated by the professor.

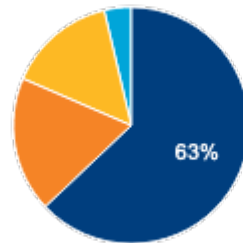
Responses:
27/28 (96%)
Mean:
4.81
Standard Deviation:
0.40



● Strongly Agree (5)
● Agree (4)

8. The instructor provided useful feedback for improvement throughout the semester.

Responses:
27/28 (96%)
Mean:
4.50
Standard Deviation:
0.76



● Strongly Agree (5)
● Agree (4)
● Neither Agree nor Disagree (3)
● Not applicable

9. If I chose to visit the instructor during office hours, the instructor was helpful.

Responses:

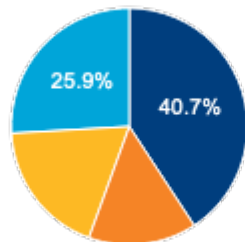
27/28 (96%)

Mean:

4.30

Standard Deviation:

0.86



- Strongly Agree (5)
- Agree (4)
- Neither Agree nor Disagree (3)
- Not applicable

10. The instructor provided opportunities for students to ask questions in the course.

Responses:

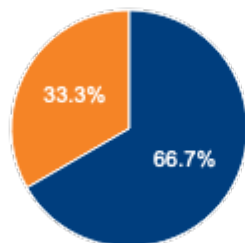
27/28 (96%)

Mean:

4.67

Standard Deviation:

0.48



- Strongly Agree (5)
- Agree (4)

11. The instructor, overall, was an effective teacher.

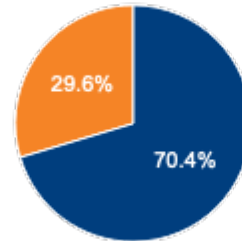
Responses:

27/28 (96%)

Mean:

4.70

Standard Deviation:

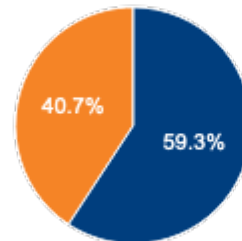
0.47

● Strongly Agree (5)

● Agree (4)

12. Based on your performance, estimate your grade in this course.

Responses:

27/28 (96%)

● A

● B

13. Please offer suggestions that would improve future versions of this course. For instance, you might comment on use of class time, homework assignments, course materials, content delivery, or any other academic components of the course.

Responses:

7/28 (25%)

Make material more engaging.

Give notes prior to the lectures for students to follow along with and write additional comments

I think it would be helpful if there were video links available on Blackboard for the different geological processes.

This would be helpful for studying at home and watching a short video to see and understand the process better than solely reading about it.

To improve future versions of this class, I would have rather had powerpoint slides from class posted up on Blackboard after each lecture so then I can refer to them when doing the courseworks and studying for exams. I did not rent or buy the textbooks for this class and trying to read the small print on the graphs along with them being in black and white has also made it challenging to even know what is going on in the diagrams or graphs at times, causing me to feel most confused when I come into class the next day during the week or in the week after. I found the courseworks to also be more challenging than I expected them to be which could also be related to not having such an easy access to the class notes that isn't printed really small onto paper or from I wrote out or drew on my own during the lecture.

-

n/a

I only wish that the presentations were available online rather than just printed copies because the graphs and data get lost and are difficult to see in the small print.

14. Please reflect on your experience in this course. Did the instructor foster a productive learning environment?

Responses:
5/28 (18%)

Learned a lot but it was boring.

Overall, this was a great class.

My experience in this course was pretty standard considering that it is something that is counting towards my NSSI credit. I believe that the professor was able to foster a productive learning environment and make the topics relatable to the things we see when the season changes and in our everyday lives in traveling across the

globe, examining global climates and temperatures, and more.

-

n/a